

**Vol.14****No.2****August 2022****ISSN 2321 – 2349*****Editor in Chief*****Dr. S. K. Verma**

Pacific Medical College, Udaipur

***Editor*****Dr. Vartika Jain**

Govt. Meera Girls' College, Udaipur

***Editorial board*****Henk de Weijer**

Neo-Humanist Edu.Res. Inst., Sweden

**Prof. Dhanjoo N. Ghista**

University 2020 Foundation, San Jose, USA

**Prof. Uttam Pati**

Jawaharlal Nehru University, New Delhi

**Prof. Maheep Bhatnagar**

M.L.S. University, Udaipur

**Prof. D.P. Singh**

R.N.T. Medical College, Udaipur

**Dr. Swati Dahiya**

Kurukshetra University, Haryana

**Dr. Monika Rathore**

SMS Medical College, Jaipur

**Dr. Leela Kaur**

Maharaja Ganga Singh University, Bikaner

***Contents:*****1. Editorial**

S. K. Verma 16

**2. A Proposed Experiment to Test for  
Microvita in the Origin of Life**

Richard Gauthier 17-22

**3. Activities from Secretarial desk**

Vartika Jain 23-24

**4. About Microvita and SMRIM** 25**5. Instructions to authors** 26

# Editorial

## Awakening of Microvita Research!!

The concept of microvita, as proposed by Shrii P.R. Sarkar has been more than 35 years old. Although, old scriptures and ancient sages have thrown some light on the mysterious emanations of cosmic factor and described varieties of them; Shrii P.R. Sarkar had framed the subject combining spirituality with science. He gave a clarion call to the scientific community to start extensive research on this subject<sup>1</sup>.

Since, its inception, on 31<sup>st</sup> December, 1986, Shrii Sarkar started delivering discourses on this subject and gave 38 discourses emphasizing the need of research on its various dimensions. Unfortunately, in spite of a long span of 35 years, not a single scientific test has been developed to confirm the concept of microvita<sup>2</sup>.

In this regard, the article of Dr. Richard Gauthier in the present issue of BOMRIM is highly appreciable who has proposed an experimental hypothesis to test for microvita in the origin of life<sup>3</sup>. As per microvita theory of Shrii P.R. Sarkar<sup>4</sup>, microvita are emanated by the Cosmic Mind. An atom is composed of billions of microvita and they can be awakened by in an explosion carrying genetic codes from Cosmic Mind for constructing DNA or RNA molecules. When this awakened microvitum enters a cell and develop, a virus is the result. His proposed experimental hypothesis, if confirmed, will support the microvita hypothesis for the creation of living cells and will open new avenues for the research in the field of microvita. Further, those who are interested can go through a recently published paper by Pulletikurti *et al.* (2022) related to origin of life (Available at: <https://doi.org/10.1038/s41557-022-00999-w>).

### References

1. Verma SK. 2021. Proposed Terminology in the Upcoming Science of Microvita. *Bull. Microvita Res. Integr. Med.* 13(1-3):2.
2. Verma SK & Jain V. 2020. The Great Microvitologist – Shrii P.R. Sarkar's prediction. *Bull. Microvita Res. Integr. Med.* 12(2):22-24.
3. Gauthier R. 2022. The role of microvita in the cosmic cycle of creation. *PROUT*, 33(7):19-22.
4. Sarkar P.R. 2012. *Microvitum in a Nutshell*. 4th ed. AMPS Publications, Tiljala, Kolkata.

-- S. K. Verma

# A Proposed Experiment to Test for Microvita in the Origin of Life

**Richard Gauthier**

St. George, Utah, USA

Email: richgauthier@gmail.com

Website: <https://richardgauthier.academia.edu/research>

## Abstract

Microvita, proposed in 1986 by Prabhat Ranjan Sarkar, are subtle sub-atomic living entities emanated by a cosmic mind, that move throughout the universe, creating and evolving living bodies and minds, and also causing diseases. Scientific evidence for microvita has not been found, despite P.R. Sarkar's call in his first microvita discourse to start microvita research "without further delay" so that many problems in society can be solved in a nice way. In this article an experimental test for the existence of microvita is proposed. The hypothesis to be tested is that DNA or RNA-coding microvita released from radioactive atoms will develop into viruses that will produce bacteria or other protozoa in a test tube from available chemical ingredients.

**Keywords:** Microvitum, Virus, Radioactivity, *Jadasphota*, Life

## Introduction

In 1986, Prabhat Ranjan Sarkar introduced the subject of microvita for the first time in a discourse "Microvitum—the Mysterious Emanation of Cosmic Factor"<sup>1</sup>. He explained that microvita are subtle, sub-atomic living entities that move throughout the universe, creating minds and bodies, and also spreading diseases. He said that there are positive and negative, as well as neutral, varieties, and three different levels of subtlety. They move through physical and psychic media, and play various roles in the evolution of life and mind. He elaborated the microvita concept in a collection of discourses called *Microvitum in a Nutshell*<sup>2</sup>.

After more than 35 years, no scientific results have confirmed the microvita concept. This article proposes a new experimental approach for testing a specific microvita hypothesis about the origin of living cells. If the proposed experimental approach is carefully implemented and yields a positive and confirmed outcome, this would greatly accelerate scientific research on microvita and would also significantly advance origin-of-life research in general.

## The basis of experimental hypothesis

Here are several statements about microvita, based on P. R. Sarkar's statements, that underlie the present experimental hypothesis.

1. A cosmic mind emanates microvita, some carrying information codes for DNA and RNA, the genetic chemicals of life.
2. Billions of microvita form chemical atoms.
3. Explosions at the atomic level in a chemical solution "awaken" some microvita in these atoms.
4. Awakened microvita carrying DNA or RNA codes expand to form viruses carrying molecular DNA or RNA.
5. This DNA or RNA in viruses, which are actually awakened microvita, can then become active.

Several quotations below from Prabhat Ranjan Sarkar about microvita, obtained from one of his associates Acharya Vimalananda Avadhuta and included in the 1988 book *Microvita—Cosmic Seeds of Life*<sup>3</sup>, are given below. These quotations (below) have been used in addition to P.R. Sarkar's published discourses about microvita to develop the experimental hypothesis proposed to be tested about microvita and the origin of life.

1. "When solid matter explodes at the atomic level, billions of microvita that have solidified to form the atom may awaken. Microvita are dormant in the atom and very small. When *jadasphota* (matter explosion) occurs, microvita awaken and take on a different structure. If the environment is changed, microvita change to suit the environment. That is how a tiny microvita can change and become so large that it can be seen through a microscope."
2. "Microvita when awakened develop a personality that depends upon the environment. If *jadasphota* takes place in a solution of  $\text{Fe}_2\text{O}_3$  you will get one structure. The structure will be different in different environments. If it is in another structure such as  $\text{Fe}_3\text{O}_4$  it will be different. As the environment will affect the structure of microvita, that structure will keep changing as microvita move through different environments."
3. "When a microvita has been awakened and enters a cell, a virus adapts to the environment of the cell. You get a virus when a microvita has entered a cell and developed."

4. “The RNA and DNA of a particular virus is unique to that virus. Particles of Cosmic Citta (Objective Cosmic Mind), when microvita are emanated from Cosmic Mind, already contain the information for RNA or DNA. This information is there but not seen until microvita is awakened, and when it is in virus form then we can detect it.”

These comments do not mention radioactive atoms. P.R. Sarkar never used the word “radioactive” in his available online discourses in English. He only used the word “radioactivity” once, in the following quotation: “It is an age of science. Science should be utilized for service and blessedness. There should be rationalization of industry – that is, an old machine should be replaced by a new and more scientific one. It is no use continuing with old and worn-out methods such as the carká [spinning wheel] in the age of radioactivity [i.e., nuclear energy] and rockets.”<sup>4</sup>

### ***Jadasphota* / Radioactive decay**

P. R. Sarkar’s use of the word “*jadasphota*” (“matter explosion”) in the statements above, has been interpreted in the context of a chemical solution, to mean “radioactive decay”. To see why, let us look closer at the quoted sentences above.

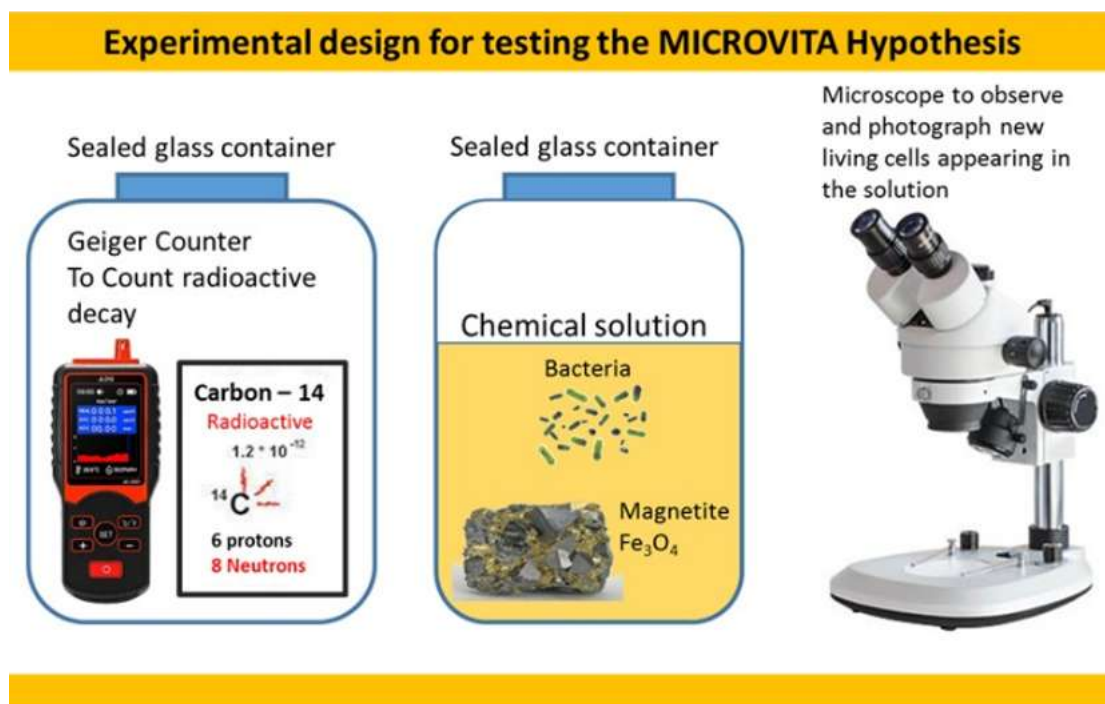
Compare the sentence “When solid matter explodes at the atomic level, billions of microvita that have solidified to form the atom may awaken.” with the second following sentence: “When *jadasphota* occurs, microvita awaken and take on a different structure.” It is clear in this context that the phrase “When *jadasphota* occurs” has the same meaning as “When solid matter explodes” because the Sanskrit word *jadasphota* literally means “matter explosion”. P.R. Sarkar’s usual use of the term “*jadasphota*” in other contexts is for a huge explosion of a celestial body (like a supernova explosion.). He also said that *jadasphota* can occur gradually, in the “wear and tear” of material objects. In a later sentence above we have “If *jadasphota* takes place in a solution of  $\text{Fe}_2\text{O}_3$  you will get one structure”. How can *jadasphota* at the atomic level occur in a chemical solution? A reasonable interpretation is that *jadasphota* at the atomic level means the radioactive decay of an atom, which is the splitting or fission of the nucleus of the atom, with the release of energetic smaller particles. With this interpretation of *jadasphota*, radioactive atoms release awakened microvita during radioactive decay, in addition to producing energetic physical particles. Now look at the last two quotes: “When a microvita has been awakened and enters a cell, a virus adapts to the environment of the cell. You get a virus when a microvita has entered a cell and

developed.” and “The RNA and DNA of a particular virus is unique to that virus. Particles of Cosmic *Citta* (Objective Cosmic Mind), when microvita are emanated from Cosmic Mind, already contain the information for RNA or DNA. This information is there but not seen until microvita is awakened, and when it is in virus form then we can detect it.” These sentences help motivate the proposed experimental test for evidence of microvita, and also explain the origin of DNA and RNA found in biological cells, which up to now has been an unsolved scientific mystery.

Putting the above ideas together leads to an experimental hypothesis and prediction: Radioactive atoms will release some microvita carrying coded DNA or RNA information. These microvita will expand and develop into viruses with detectable molecular DNA or RNA. These viruses in a suitable chemical environment will generate living cells which can be detected and analyzed. If no other valid explanation for the appearance of living cells in a suitably-controlled experiment to test this hypothesis and prediction can be found, it can be reasonably concluded that radioactive decay (with the release of microvita carrying coded DNA or RNA information) led to the formation of the living cells found in these experiments.

### Experimental Design for testing Microvita hypothesis

In the simplified experimental design above, a small piece of radioactive material



**Fig. 1 Proposed experimental design (simplified) for testing the microvita hypothesis for creating living protozoic cells from radioactive atoms**

containing carbon-14 and a Geiger counter are in a sealed glass container next to a separate sealed glass container holding a piece of sterile magnetite ( $\text{Fe}_3\text{O}_4$ ) in a sterile solution of atoms and molecules: C (Carbon),  $\text{H}_2$  (Hydrogen),  $\text{N}_2$  (Nitrogen),  $\text{O}_2$  (Oxygen), P (Phosphorus) and other simple molecular building blocks of protozoa. Assume that every time there is a radioactive decay of a carbon-14 atom (as measured by a recorded “click” from the Geiger counter next to the radioactive material), one or more single living bacteria or other protozoic cells appear in the solution or on the piece of magnetite and is filmed by a video camera (Fig.1). The living cells produced by the radioactive decays may be a different species each time. Let us assume that the proposed radioactive-atom origin-of-life experiment regularly comes out positive, *i.e.* that radioactivity-related bacteria or other protozoic cells regularly emerge in the solution. Assume that these results are genuine and repeatable, and all sources of bacterial contamination in the experiment have been ruled out. With no other rational explanation for the appearance of bacteria or other protozoa in the second container that are associated with radioactive decays in the first container, the microvita hypothesis for the origin of the bacteria or other protozoa in the second container from the radioactive decays in the first container would have to be accepted.

### Summary

The proposed experiment predicts that microvita released from radioactive atoms will create viruses and then living cells in the specified or a similar laboratory set-up. The appearance of living cells under controlled conditions in the proposed experiment would support the microvita hypothesis, in the absence of any other reasonable explanations for the appearance of living cells in the experiment. The hypothesis tested is based on P. R. Sarkar’s explanations about microvita. Billions of microvita form atoms. Microvita are liberated from atoms by radioactive decay. These microvita construct physical viruses containing genetic information (DNA or RNA) and other virus molecules needed for the viruses to create living cells in a suitable environment. In the proposed experimental setup, radioactive decays in one sealed container are predicted to correlate with the appearance of living protozoic cells in a separate sealed and sterile container holding  $\text{Fe}_3\text{O}_4$  (magnetite) and a mixture of simple chemicals that are ingredients for living cells.

### Conclusion

Confirmed positive results in the proposed experiment will both support the microvita hypothesis for the creation of living cells, and create a new experimental and theoretical

paradigm for studying the origin of life. Currently there is no accepted scientific evidence supporting the existence of microvita. Proposed by P.R. Sarkar in 1986, microvita are living entities emanated from an infinite cosmic mind, itself produced by an infinite supreme consciousness. A positive outcome in the proposed experiment will severely challenge the current materialistic paradigm underlying modern biological research and current scientific research generally. Since scientific worldviews also impact society, a new scientific paradigm based on microvita, cosmic mind and supreme consciousness could have a large effect on human society and its values as well.

#### References

5. Sarkar P. R. Microvitum -- The Mysterious Emanation of Cosmic Factor, or at [www.microvita.org](http://www.microvita.org), accessed 23 May 2022.
6. Sarkar P. R. *Microvitum in a Nutshell*, <https://anandamargabooks.com/books/microvitum-in-a-nutshell/>, accessed 22 May 2022.
7. Gauthier R. 1988. *Microvita: Cosmic Seeds of Life*, Dharma Verlag, Mainz, p. 31, accessed 23 May 2022.
8. Sarkar P. R. in *Discourses on PROUT, the Progressive Utilization Theory*, <https://anandamargabooks.com/books/discourses-on-prout/>, accessed 23 May 2022

### Microvita Research Supported by SMRIM, Udaipur

The Society for Microvita Research and Integrated Medicine (SMRIM), Udaipur has been working since 2008 to understand, propagate and apply the concept of microvita, introduced in 1986 by Shrii Prabhat Ranjan Sarkar. We have been publishing articles about microvita and related research in our Bulletin on Microvita Research and Integrated Medicine (BOMRIM) since March 2009.

The recent proposal by Dr. Richard Gauthier to experimentally test for evidence of the existence of microvita by testing for the formation of protozoa from a mixture of chemical building blocks in a sterile solution, in the presence of an external radioactive source that may release microvita into this solution and form protozoa by their actions is an interesting idea which should be carried out as soon as possible. We expect that a number of University research groups around the world will be looking into developing experiments to test this idea over the next several years and in this regard, we are pleased to become an information clearing house for such research efforts as they develop and progress.

SMRIM is very pleased to provide this support to researchers who are considering participating in this microvita research experiment. From our side, we will try to answer the questions about microvita that may arise, with the understanding that there are still many unanswered questions about microvita using the main source of information about microvita from P. R. Sarkar's book of collected discourses *Microvitum in a Nutshell*, plus whatever practical knowledge we have gained about microvita over the years. We can act as informal partners in this research on microvita without undertaking any legal or monetary obligations with the interested research organization in this cooperative arrangement.

We request all those interested persons to keep us informed if they choose to go ahead with this microvita research project. Dr. Gauthier's experiment may open new avenues in Microvitology and all able scholars are welcome to work on this aspect.

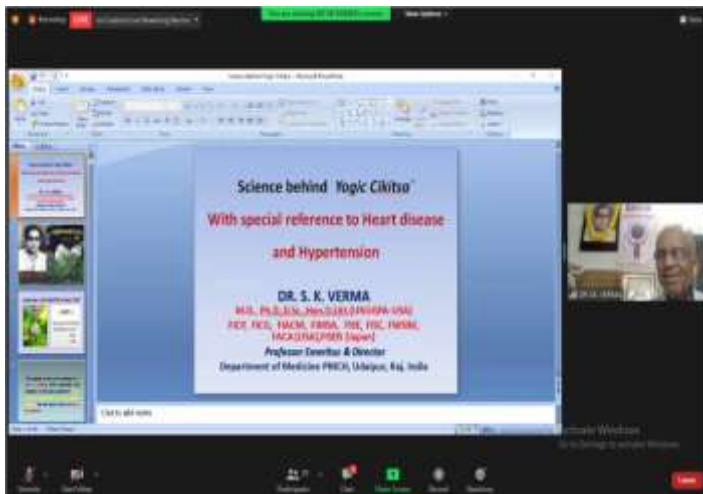


# Secretarial Desk

## A Virtual Talk on Scientific basis of Shrii P.R. Sarkar's Yaogic Cikitsa – With special reference to Heart disease and Hypertension

Society for Microvita Research and Integrated Medicine (SMRIM), Udaipur organized "A Virtual Talk on Scientific basis of Shrii P.R. Sarkar's Yaogic Cikitsa– With special reference to Heart disease and Hypertension" on Sunday, 22<sup>nd</sup> May, 2022. Program was started with Prabhat Samgiita no. 5008, 'We love that Great Entity from the Core of our Heart'. In the beginning, Secretary, SMRIM, Dr. Vartika Jain welcomed all the participants and introduced the theme of the talk. She told that Yaogic Cikitsa is one of the most valuable contributions of Shrii P. R. Sarkar besides others such as Neohumanism, Prout, Prabhat Samgiita. Dr. Urvansh Mehta conducted the entire session on the Zoom platform and introduced the various achievements of the

Keynote speaker Dr. S. K. Verma, who is currently working as Professor Emeritus and Director, Dept. of Medicine, Pacific Medical College and Hospitals, Udaipur.



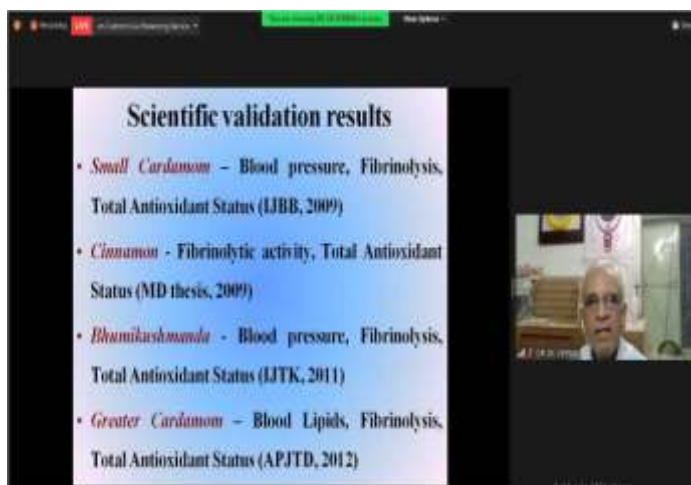
Dr. S. K. Verma addressed the theme of the talk in detail through his PPT presentation. He told that Shrii P. R. Sarkar's "Yaogika Cikitsa aor Dravya Guna"

is an exemplary compendium for the treatment of common diseases for the spiritual aspirants. It is a simple, harmless, easily available and affordable remedy, with its rigid discipline of system, step wise application and above all the innermost theme of "Sarve Santu Nira`mayah" meaning let everybody be free from diseases. It is a right combination of science with spirituality, a matter with intuition, an electron with ectoplasm and a practical application of the microvita concept.

He discussed that the science of Yoga is based on Na`di system (Ida`, Pingla`, Susumana`), the endocrine glands and subglands (Cakras) and the vital forces (Va`yus) etc. In this system, the concept of disease generation is suggested to begin in the mind through the disturbances of hormonal secretions from many glands and subglands and that

pose it's burnt on the heart. Therefore, he has given a concept of 'Brain overrides the heart' and that is what now-a-days scientists are putting it under a new medical specialty- "Neuro-cardiology". Shrii Sarkar has also recommended some dietary alterations which include some additions and some deletions in diet.

For treatment of Hypertension, Shrii Sarkar has recommended Small cardamom and Bhumikushmanda powder and for heart disease Greater cardamom and Bhumikushmanda tuber. Dr Verma displayed the results of scientific studies carried out on these three plants. He told that both Small Cardamom (*Elettaria cardamomum*) and *Bhumikushmanda* (*Ipomoea digitata*) have significantly reduced blood pressure at the end of 12 weeks of administration in patients with stage 1 hypertension along with increase in fibrinolytic activity and total antioxidant status. Overall both favorably modify the risk factors associated with cardiovascular disorders. Greater cardamom (*Amomum subulatum*) has also shown significant reduction in swimming stress induced by adrenaline demonstrating adaptogenic effect. Among the dietary recommendations, Dr Verma has shown results of scientific evaluation of *in vitro* thrombolytic activities of *Punarnava* and *Beto sag* further suggesting their inclusion in diets of patients with heart disease can be very useful through inducing clot lysis in vessels.



Dr Verma told that it is not an exaggeration to say that Shrii Sarkar has the vision of science, the heart of human welfare with pocket suitable to all and discipline of Tantra and Vaidyaka Shastra, the beneficiaries of naturopathy, the effective herbs of Ayurveda and the firm footed cause of disease- "The brain of the brain"- the endocrine system.

More than 50 participants attended the program held on Zoom platform with live streaming on YouTube from all over the country. Queries of all the participants were also resolved by Dr. Verma in the question and answer session. Program was smoothly conducted with active support of Rajesh Sharma and Bhavika Kunwar. In the end, Dr. Urvansh proposed a vote of thanks to Dr. Verma, all the participants, and the entire organizing team.

## What is Microvita ?

### Microvita:

*Micro-* Small, *Vita-* Living

### Definition:

Entities or objects which come within the realm of both physicality and psychic expressions, which are smaller or subtler than atoms, electrons or protons; and in the psychic realm, may be subtler than ectoplasm or its extra-psychic coverage; endoplasm have been termed as “Microvita” (Singular- *Microvita*) by Shrii P. R. Sarkar.

**Physicality:** The position of microvita is just between ectoplasm and electron, but they are neither ectoplasm nor electron.

### Categories:

A) *Based on density or subtlety -*

First: Coming within the scope of a highly developed microscope.

Second: Not coming within the scope of a perception but coming within the scope of perception as a result of their expression or actional vibration.

Third: Not coming within the scope of common perception but coming within the scope of a special type of perception which is actually the reflection of conception within the periphery of perception.

B) *Based on nature -*

1. Positive 2. Negative 3. Neutral/Ordinary

### Movement:

- Move throughout the entire universe.
- Move unbarred, without caring for the atmospheric conditions.
- Move through a medium or media sound, form, figure, smell, tactuality or ideas.

### Root cause of life:

Microvita create minds and bodies and also destroy minds and physical bodies. The root cause of life is not the unicellular protozoa or unit protoplasmic cell, but this unit microvita.

## Aims and Objectives of SMRIM

1. To propagate the knowledge and science of microvita by psycho-spiritual practice in individual and collective life.
2. To increase moral values, to generate scientific thinking, to remove dogma with the spread of knowledge of microvita at School, College and University levels.
3. To initiate and inspire about research on Yogic, Vaedic, Naturopathic, Ayurvedic and Homoeopathic schools of medicine.
4. To incorporate faculty of Physics, Chemistry, Botany and Medicine for research on microvita and integrated medicine; including research on medicinal plants and Homoeopathic medicine.
5. To organize free medical camps in villages and cities involving specialists of different system of medicine.
6. To publish result of the research in national and international journals and interact with other people working in the field in and out of the country.
7. To make judicious use of different systems of medicine and microvita for the treatment of diabetes, hypertension, heart diseases, cancer and diseases of modern era.
8. To establish laboratory and research centers for relentless research on microvita and integrated medicine for the welfare of entire humanity.

## Who can join?

Any person interested in serving humanity through research on Microvita and Integrated medicine and abides rules and regulations of the society can become the member of the society.

**Life Membership fee: Rs. 2000/-  
(Rupees Two thousand only for Once)**

**Bulletin on Microvita Research and Integrated Medicine** started in March, 2009 is an official peer reviewed Journal of Society for Microvita Research and Integrated Medicine (SMRIM), Udaipur, Rajasthan. It publishes three issues in a year having original research, reviews, short notes, case studies, Letter to editor in the field of microvita and integrated medicine. Book reviews are published after approval by Editor. The Journal does not levy any Article Processing Charges or Article Submission Charges. Previous issues are available online at : [www.microvitamedresearch.com](http://www.microvitamedresearch.com)

## Instructions to Authors

### Preparation of the Manuscript

Manuscripts should be typed in double space (12 pt, Times New Roman font) on one side of the paper of 22×28 cm. All pages should be numbered consecutively. SI units should be used and Symbols should conform to standard guidelines.

#### Title

It should be short & informative (14 pt), to be typed in only first letter of the first word capital; also, after colon or hyphen, first letter of the first word capital. Latin names are to be given in italics.

#### Keywords

Four to five keywords (in normal; 11 pt) should be given indicating the contents of the manuscript.

#### Authors

Names of authors to be typed in first letters capital (12 pt).

#### Addresses of Authors

Addresses of the affiliating institution (s) along with e-mail address (10 pt) should be given.

#### Main Headings

Each manuscript should be divided into the following main headings (typed in bold, first letters capital, on the left hand side of the page; 12 pt): Abstract, Introduction, Methodology, Results, Discussion, Acknowledgement, References.

#### Sub-Headings

Typed in flush left, bold, first letters capital (10 pt).

#### Abstract

It should be brief within the limit of 200 words and typed in normal font (11 pt).

#### Introduction

A brief and precise literature review with objectives of the research undertaken and essential background could be given.

#### Methodology

Methodology should include location of survey area, the source and nature of material, experimental design and the techniques employed.

#### Results

Results should contain data, which are essential for drawing main conclusion from the study. Wherever needed, the data should be statistically analyzed. Same data should not be presented in both table and figure form.

#### Discussion

The discussion should deal the interpretation of the results. Wherever possible, results and discussion can be combined.

#### Tables

Tables should be typed in double space on separate sheets and numbered consecutively. Table headings should be typed with the first letter capital (12 pt).

#### Figures

Relevant good quality illustrations/ photographs/line drawings etc. could be sent in JPEG format through email. Text figures should be numbered in Arabic numerals. Lettering, numbering, symbols and lines in the

graphs/illustrations should be sufficiently clear. Captions and legends to illustrations should be typed on a separate sheet of paper.

#### Acknowledgement

Acknowledgements should be made in brief.

#### References

References should be cited in the text by the consecutive **numbers** of their occurrence; the numbers are to be shown as superscript at the end of the statement related to that particular reference, e.g. Microvita are mysterious emanations from Supreme Consciousness<sup>1</sup>. Following the same sequence of the text, the list of references should be appended under the **References** heading. Each reference should provide names and initials of all the authors, giving coma in between the authors. In case, the authors are more than five, then use *et al* after the 5<sup>th</sup> author. It should be followed by year of publication, title of the paper, abbreviated title of journal (in italics)/ book title in italics, volume number, issue number and the starting and closing page numbers. Abbreviated titles should conform to the international guidelines, e.g. The Chemical Abstracts Service Source Index (CASSI) or BIOSIS. The style of references should be:

#### Research Papers

1. Verma SK. 2016. Microvitopathy. *Bull. Microvita Res. Integr. Med.* 8(1-3):3.

#### Books

1. Sarkar PR. 1987. *Microvita in a Nutshell*. p.56. AMPS Publ., Tiljala, Kolkata.
2. Jain V. & Jain SK. 2016. *Compendium of Indian Folk Medicine and Ethnobotany (1991-2015)*, pp. 1-542. Deep Publ., New Delhi.
3. Jain V. 2017. Chapter 5.1: A glimpse of culture-based man-plant relationships in Indian folk life. In: *Methods and Approaches in Ethnobotany (Concepts, Practices and Prospects)* (Ed. Jain SK and Jain V), pp. 151-157. Deep Publ., New Delhi.

Paper along with referees' comments will be sent to the corresponding author through email which should be checked carefully and returned after modifications within five days of receipt. No page proofs will be sent to author(s).

PDF of the issue in which the article is published will be provided to the author via e-mail.

The language of the Journal is English. However, there is also scope for few articles in Hindi in every issue. Book reviews and papers neatly typed, double spaced, with margins on all sides along with photographs (if any) may be submitted through E-mail at: [skvermaster@gmail.com](mailto:skvermaster@gmail.com)

All correspondence regarding Journal should be sent to:

**Dr. S. K. Verma**

Chief Editor, BOMRIM

28, Shivaji Nagar, Udaipur-313001, Rajasthan, India

Email: [skvermaster@gmail.com](mailto:skvermaster@gmail.com)